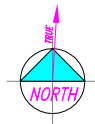





EXISTING SITE PLAN

SCALE : 1" = 80'-0"



LEGEND

-  EXISTING ASPHALT PAVING
-  EXISTING CONCRETE PAD
-  EXISTING COMPACTED GRAVEL

<b>FLEETWOOD ENTERPRISES INC.</b> HOUSING GROUP INDUSTRIAL ENGINEERING		
LOCATION : FLEETWOOD HOMES OF GEORGIA, INC.		
DATE : 9 / 12 / 2002	SHEET TITLE : EXISTING SITE PLAN	
DRAWN BY : SERGIO TEJADA	APPROVED BY : TERRY HIGGINS	
SCALE : 1" = 80'-0"	PLANT No. : 75-1 & 75-2 ALMA	DWG. NUMBER : 75AB-01E
	I.E. NUMBER :	SHT. 1 OF 1